



Stravilink IJH-S

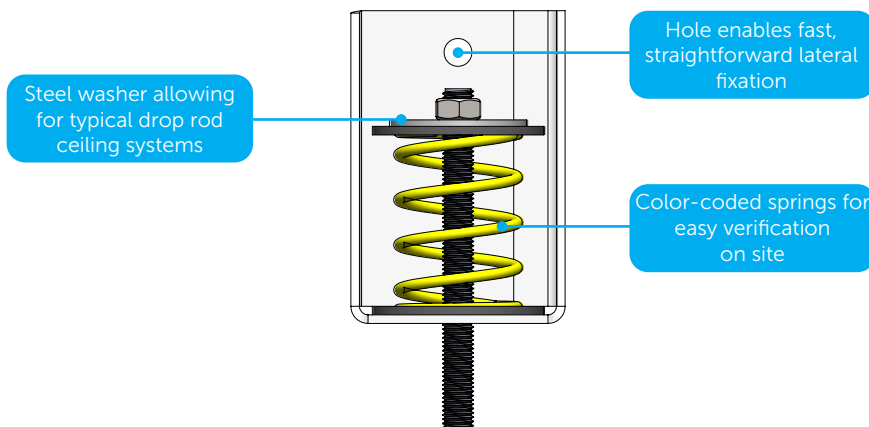
Datasheet

Stravilink IJH-S is an Isolation Joist Hanger with Springs, designed to support suspended ceiling systems of joist structural floors, optimizing sound insulation between vertically stacked rooms.



FEATURES

- Side-mounted zinc-plated steel angle, gusseted for enhanced resistance to bending
- Ideal for lateral fixation
- Equipped with steel springs featuring a natural frequency of approximately 4 Hz at design load
- Available in different spring options, supporting loads from 5 to 78 kg (11 to 175 lbs)
- Color-coded springs are available for different load ranges, making it easy to verify on-site that the correct hanger is used
- Includes a steel washer with integrated thread, compatible with standard drop rod ceiling systems
- Interfaces seamlessly with all ceiling types
- Accommodates variable void depths
- Easy positioning
- Simple and fast installation process



PACKAGING

Model	Reference	Quantity per Box	Weight per Box [kg (lbs)]	Dimension of Box [cm (inch)]
Stravilink IJH-S18	002027	42	10 (22)	28 x 18 x 17 (1-1/8 x 2/3 x 2/3)
Stravilink IJH-S56	002029	42	10 (22)	28 x 18 x 17 (1-1/8 x 2/3 x 2/3)
Stravilink IJH-S112	002031	42	10 (22)	28 x 18 x 17 (1-1/8 x 2/3 x 2/3)



Model	Design Load		Resonance Frequency at Design Load	Load Range (per Hanger)		Pad Colour
	lbs	N		lbs	N	
Stravilink IJH-S18	18	80	4	11-26	50-115	Signal Yellow ●
Stravilink IJH-S56	56	250	4	22-88	100-390	Traffic Red ●
Stravilink IJH-S112	112	500	5	56-175	250-780	Signal Blue ●

Notes:

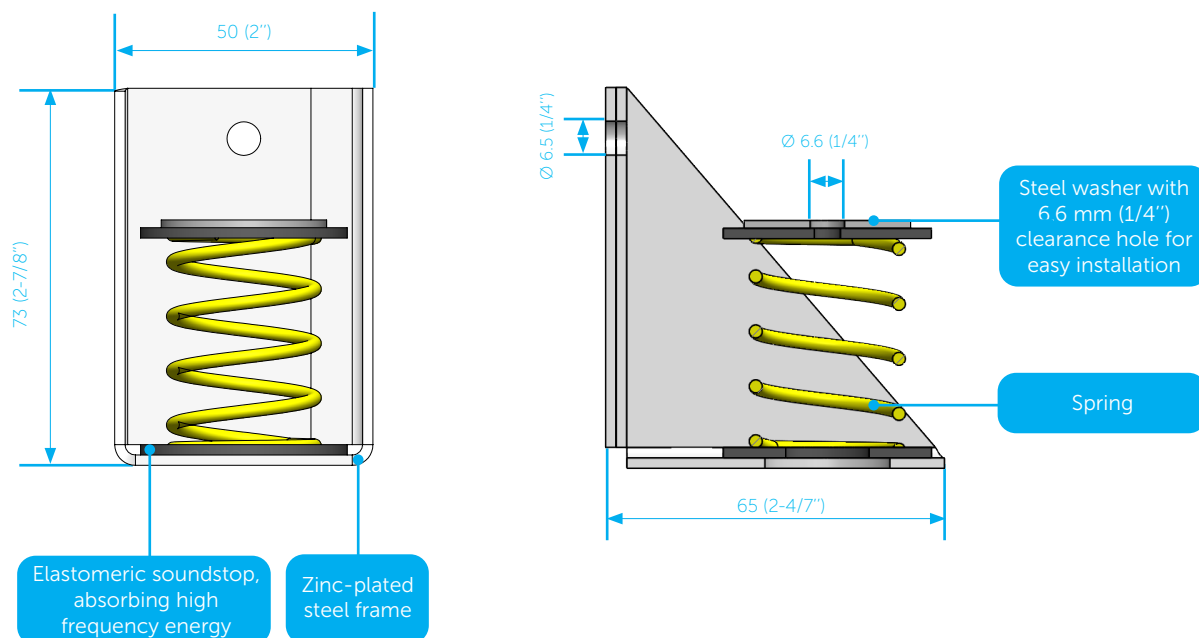
Admissible load of steel elements: 1274 N (286 lbs).

Products are suited up to a C2 environment (atmosphere with little or no degree of pollution).

The temperature range of use is between -30°C (-22°F) and 70°C (158°F).

To assess which type is appropriate the following information is needed:

- 1) The weight and construction of the supported ceiling - this will determine the type of hanger;
- 2) The weights and support locations of any items hung from the ceiling.



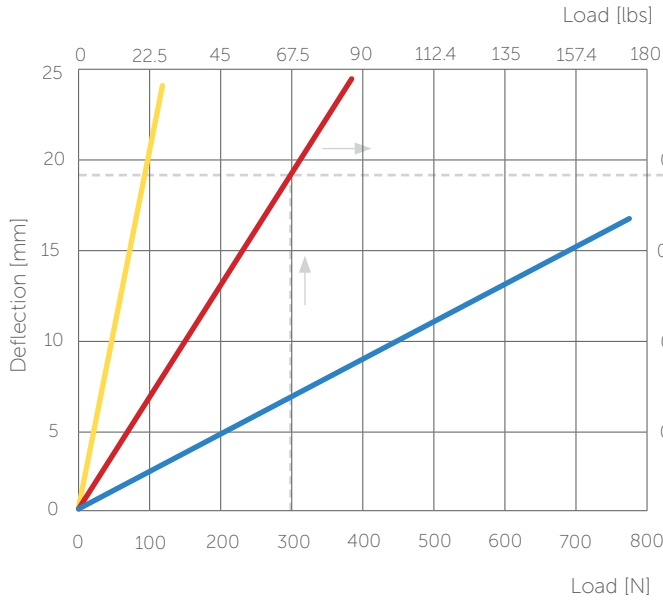
Notes:

All dimensions in millimeters (inches).

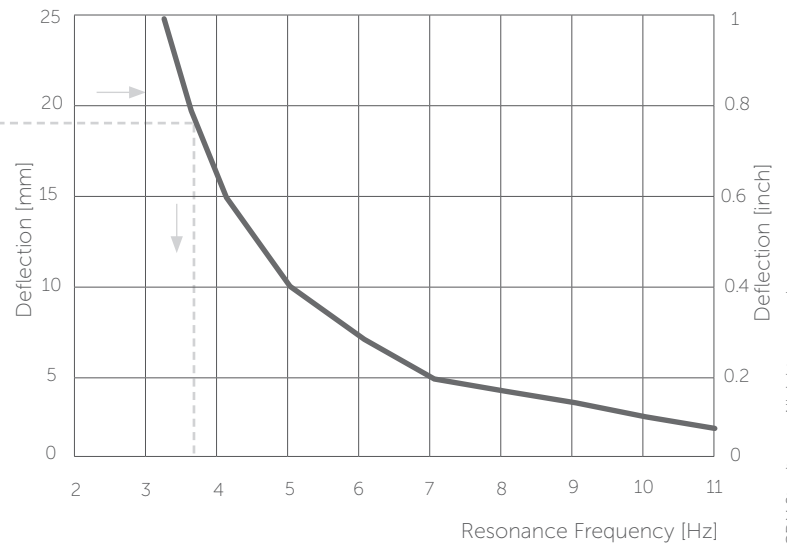


PERFORMANCE GRAPHS

Deflection as Function of Load



Relationship between Deflection and Resonance Frequency



Stravilink IJH-S18



Stravilink IJH-S56




Stravilink IJH-S112



The resonance frequency of a Stravilink hanger can be determined by its load. To start the calculation use the graph "Deflection as Function of Load" this will provide the deflection at the specified load. Then moving horizontally to the right hand side plot "Deflection as Function of Frequency" on which the corresponding resonance frequency can be found. As an example, the resonance frequency of a Stravilink IJH-S56 loaded with 300 N (67.5 lbs) is determined. The corresponding deflection is 19 mm (3/4"). The resonance frequency of a spring at 19 mm (3/4") deflection is 3.6 Hz.



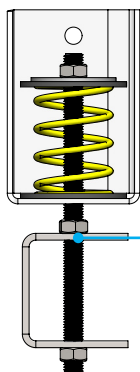
ACCESSORIES



Perimeter Strip

Self-adhesive perimeter strip 10 mm (3/8") thick to isolate the ceiling from the adjacent walls.

Note: Standard widths of 50 mm (2"), 100 mm (4"), and 150 mm (6") are available in 10 m (32' 9-11/16") rolls.



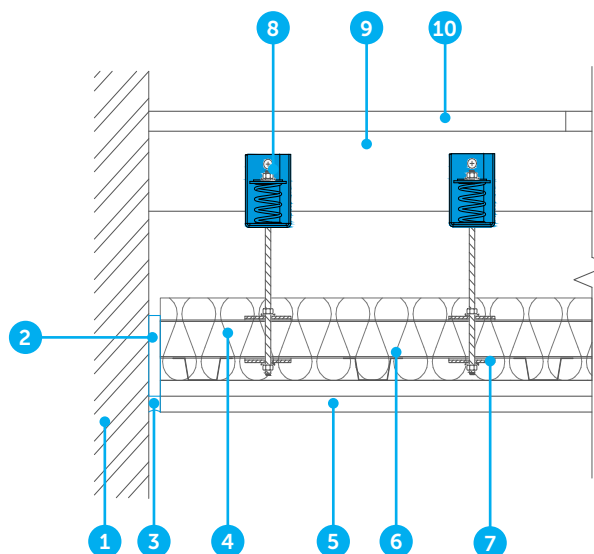
Channel adaptor clip

1. Cold-rolled channel clip: available with hole size \varnothing 9.9 mm (0.39").



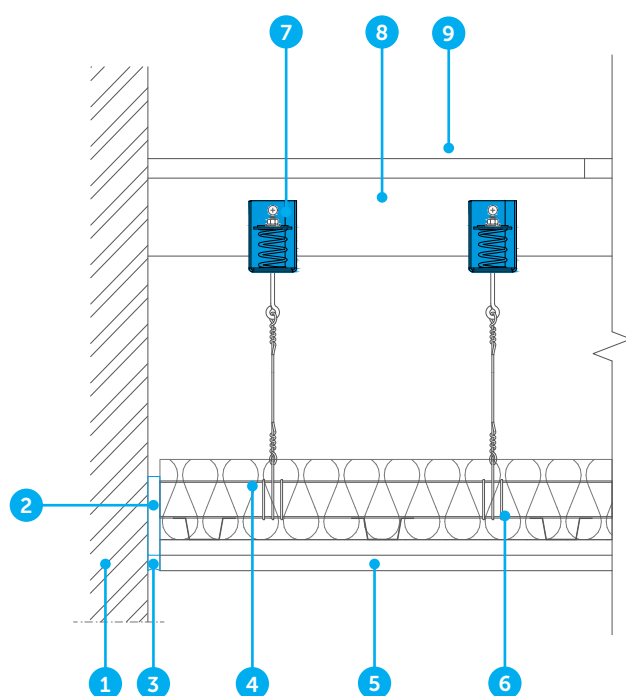
TYPICAL ASSEMBLIES

Rod connection



1. Wall
2. Perimeter Strip
3. Elastic caulk
4. Absorption layer
5. Suspended ceiling
6. Suspended ceiling substructure
7. CRC clip
8. Stravilink IJH-S
9. Wooden Joist
10. Wooden board

Wire connection



1. Wall
2. Perimeter Strip
3. Elastic caulk
4. Absorption layer
5. Suspended ceiling
6. Suspended ceiling substructure
7. Stravilink IJH-S
8. Wooden Joist
9. Wooden board

WILHAMS

Wilhams Insulation Far East Sdn Bhd

15 & 17 Jalan Utarid U5/23

Mah Sing Integrated Industrial Park

40150 Shah Alam, Selangor, Malaysia

Tel : 603-7846 6728

E-mail : wilhams@wilhams.com.my

Website : www.wilhams.com.my

DISCLAIMER

The documentation prepared by CDM Stravitec (including but not limited to installation guidelines) contain generally accepted procedures for a successful installation of Stravilink IJH-S for acoustically isolated ceiling hanger. Any part of the suggestions presented herein, or other documentation, may be followed, modified, or rejected by the owner, engineer, contractor, and/or their representative(s) since they, and not CDM Stravitec, are responsible for planning and execution procedures appropriate to a specific application. CDM Stravitec reserves the right to alter in part or in whole the documentation prepared as well any recommendations included. It is the responsibility of the Client (direct or indirect) to ensure they have always the latest documentation and to that effect CDM Stravitec encourage contact with its local representatives to review any project specific modifications to the suggested guidelines prior to the start of the installation on site.

This documentation prepared by CDM Stravitec contains loading information for the Stravilink IJH-S for acoustically isolated ceiling hangers. It should be noted that any loading information contained herein represent the loading information for the Stravilink IJH-S only as supplied to the Client. This information does not in any way represent an indication and/or validation of the load capacity of any other elements not supplied by CDM Stravitec - including but not limited to anchors, hanging wires, threaded rods and framing elements for the acoustical ceiling and/or

